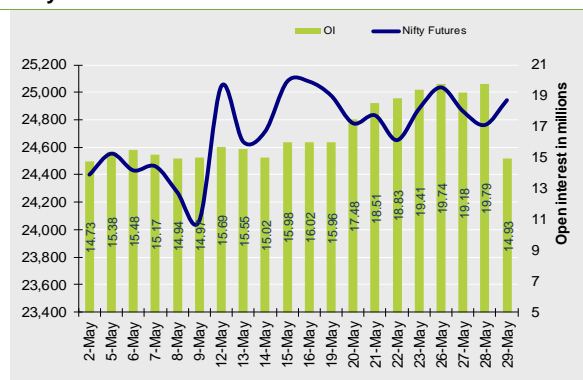


## Nifty Snapshot

	Close	Prv Cl.	Ab chg	% chg
<b>Spot</b>	24,833.60	24,752.45	81.15	0.33
<b>Futures</b>	24,942.80	24,762.50	180.30	0.73
<b>Oil(ml shr)</b>	14.93	19.79	-4.86	-24.55
<b>Vol (lots)</b>	151689	148523	3166	2.13
<b>COC</b>	109.20	10.05	99.15	986.6
<b>PCR-OI</b>	0.86	0.76	0.10	13.8

## Nifty Futures Price v/s OI



## Institutional Activity in previous trading session

(in Rs cr.)	Buy	Sell	Net
Index Futures	8166.63	11031.45	-2864.82
Index Options	4165320.20	4163534.02	1786.18
Stock Futures	49320.34	51180.78	-1860.44
Stock Options	42082.92	42435.65	-352.73
FII Cash	21,278.74	20,394.71	884.03
DII Cash	12,845.78	8,559.28	4,286.50

## Net FII Activity (in Rs cr.)

Date	Idx Fut	Stk Fut	Idx Opt	Cash
29-May	-2864.8	-1860.4	1786.2	884
28-May	-2100.2	-3813.4	-98784.5	4663
27-May	-2989.1	-2314.8	18706.4	348
26-May	565.2	2161.0	42715.9	136
23-May	151.9	3035.8	15510.5	1795
22-May	-3169.3	-3460.8	-45529.1	-5045

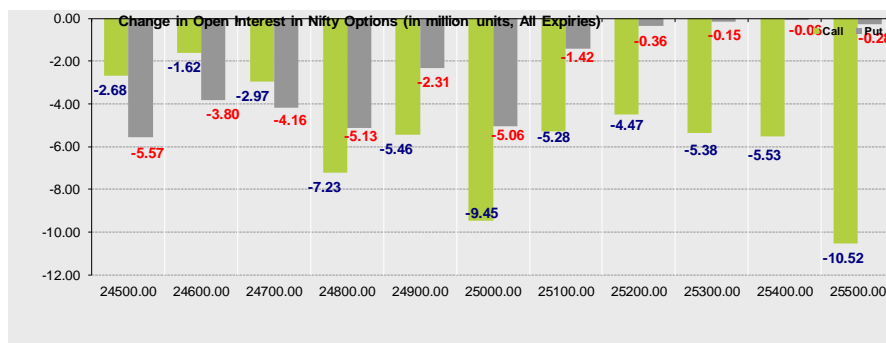
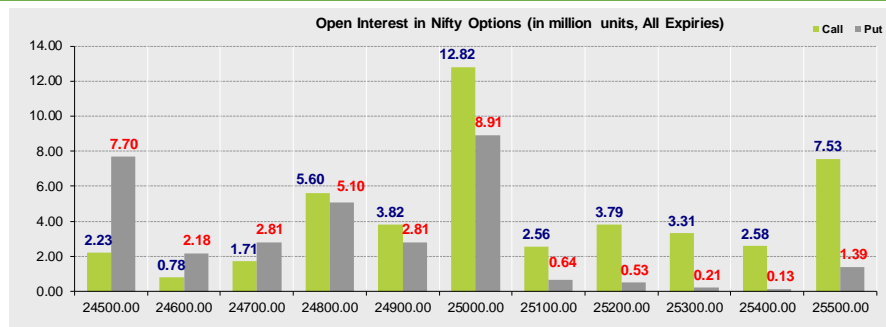
## Technical Pivot (Intraday):

	S2	S1	PIVOT	R1	R2
NIFTY	24720	24835	24910	25020	25100
BANKNIFTY	55275	55575	55795	56095	56315

## Summary

- Indian markets closed on a positive note where buying was mainly seen in IT, Pharmaceuticals, Metals Sectors. Nifty June Futures closed at 24942.80 (up 180.30 points) at a premium of 109.20 pts to spot.
- FII were net buyers in Cash to the tune of 884.03 Cr and were net sellers in index futures to the tune of 2864.82 Cr.
- India VIX decreased by 8.86% to close at 16.42 touching an intraday high of 18.02.

## Open Interest in Nifty Options:



- The above second chart shows previous trading day's change in Nifty options where Liquidation in OI were seen in 24900, 24800, 24700 strike Calls and at 24600, 24700, 24800, 24900 strike Puts indicating market is likely to remain range bound in the near term.
- Highest OI build-up is seen at 25000 strike Calls and 25000 strike Puts, to the tune of 12.82mn and 8.91mn respectively.

## Outlook on Nifty:

Index is likely to open on a flat note today and is likely to remain range bound during the day.

(Price is in Rs; OI is in million units; Price chg and OI chg are in percentage) **NB RESEARCH**

## Fresh Longs seen in:

Scrip	Price	Price chg	OI	OI Chg
GLENMARK	1412.1	1.6	8.0	2.9
IRCTC	779.7	0.1	17.6	2.6
JSWENERGY	502.5	0.9	30.0	2.1

## Short Covering seen in:

Scrip	Price	Price chg	OI	OI Chg
FINNIFTY	26642.1	0.2	0.1	-39.0
ABFRL	88.3	0.8	27.1	-32.4
KEI	3674.9	0.7	0.8	-30.9

## Fresh Shorts seen in:

Scrip	Price	Price chg	OI	OI Chg
INOXWIND	192.3	-0.4	30.2	4.5
MAXHEALTH	1144.1	-0.9	11.0	2.1
BANKINDIA	119.9	-0.8	59.8	0.2

## Long Unwinding seen in:

Scrip	Price	Price chg	OI	OI Chg
MFSL	1495.9	-0.9	5.2	-31.9
APLAPOLLO	1836.9	-0.6	3.1	-23.1
TATACOMM	1682.8	0.0	5.0	-20.3

NIFTY50 Options OI (CE OI = Resistance) (PE OI = Support)			
Symbol	Highest CE OI	Highest PE OI	CMP
ADANIENT	2700	2700	2558
ADANIPTS	1400	1400	1441
APOLLOHOSP	7000	7000	6970
ASIANPAINT	2400	2300	2290
AXISBANK	1200	1200	1210
BAJAJ-AUTO	9000	8800	8874
BAJFINANCE	10000	9000	9215
BAJAJFINSV	2100	1900	2025
BEL	400	360	390
BHARTIARTL	2000	1840	1873
CIPLA	1600	1500	1484
COALINDIA	400	400	401
DRREDDY	1300	1200	1247
EICHERMOT	5500	5000	5404
ETERNAL	230	200	229
GRASIM	2700	2600	2589
HCLTECH	1700	1680	1672
HDFCBANK	2000	1900	1939
HDFCLIFE	800	750	784
HEROMOTOCO	4400	4400	4370
HINDALCO	700	600	654
HINDUNILVR	2400	2200	2353
ICICIBANK	1500	1400	1465
ITC	440	420	421
INDUSINDBK	900	700	829

NIFTY50 Options OI (CE OI = Resistance) ( PE OI = Support)			
Symbol	Highest CE OI	Highest PE OI	CMP
INFY	1600	1600	1573
JSWSTEEL	1100	1000	1013
JIOFIN	300	290	290
KOTAKBANK	2200	2100	2093
LT	3700	3500	3638
M&M	3100	2800	3027
MARUTI	13000	12000	12412
NTPC	350	340	342
NESTLEIND	2500	2400	2432
ONGC	250	240	245
POWERGRID	300	270	294
RELIANCE	1500	1300	1428
SBILIFE	1820	1800	1835
SHRIRAMFIN	660	600	656
SBIN	800	800	802
SUNPHARMA	1700	1600	1709
TCS	3600	3500	3488
TATACONSUM	1200	1100	1118
TATAMOTORS	800	720	723
TATASTEEL	170	160	164
TECHM	1660	1600	1607
TITAN	3600	3500	3603
TRENT	6000	5500	5693
ULTRACEMCO	12000	11500	11316
WIPRO	250	250	251

[illegible][illegible]

**Derivative Recommendations:**

Stock Name	Call (Buy/Sell)	Entry price	Targets	Stop Loss	Duration	Status
HUDCO (Bull Call spread)	Buy	9.8	20	4	Positional	Open
HAL FUT	Sell	4990.4	4870	5050	1-2 Days	Open

**FROM THE EQUITY DERIVATIVE DESK:**

**NIRAV HARISH CHHEDA**  
AVP - DERIVATIVES AND TECHNICAL RESEARCH  
E-Mail: [nirav.chheda@nirmalbang.com](mailto:nirav.chheda@nirmalbang.com)  
Tel no: 6273-8199/8000

**AMIT BHUPTANI**  
SNR.DERIVATIVES AND TECHNICAL RESEARCH ANALYST  
E-Mail: [amit.bhuptani@nirmalbang.com](mailto:amit.bhuptani@nirmalbang.com)  
Tel no: 6273-8242/8000

**DISCLOSURES**

Research Reports that are published by Nirmal Bang Securities Private Limited (hereinafter referred to as "NBSPL") are for private circulation only. NBSPL is a registered Research Analyst under SEBI (Research Analyst) Regulations, 2014 having Registration no. INH000001766. NBSPL is also a registered Stock Broker with National Stock Exchange of India Limited, BSE Limited, Metropolitan Stock Exchange of India Limited, Multi Commodity Exchange of India Limited, National Commodity and Derivative Exchange Limited and Indian Commodity Exchange Limited in cash and Equity and Commodities derivatives segments.

NBSPL has other business divisions with independent research teams separated by Chinese walls, and therefore may, at times, have different or contrary views on stocks and markets.

NBSPL or its associates have not been debarred / suspended by SEBI or any other regulatory authority for accessing / dealing in securities Market. NBSPL, its associates or analyst or his relatives do not hold any financial interest (Except Investment) in the subject company. NBSPL or its associates or Analyst do not have any conflict or material conflict of interest at the time of publication of the research report with the subject company. NBSPL or its associates or Analyst or his relatives may or may not hold beneficial ownership of 1% or more in the subject company at the end of the month immediately preceding the date of publication of this research report.

NBSPL or its associates / analyst has not received any compensation / managed or co-managed public offering of securities of the company covered by Analyst during the past twelve months. NBSPL or its associates have not received any compensation or other benefits from the company covered by Analyst or third party in connection with the research report. Analyst has not served as an officer, director or employee of Subject Company. NBSPL / analyst has not been engaged in market making activity of the subject company.

Analyst Certification: The research analysts and authors of these reports, hereby certify that the views expressed in this research report accurately reflects my/our personal views about the subject securities, issuers, products, sectors or industries. It is also certified that no part of the compensation of the analyst(s) was, is, or will be directly or indirectly related to the inclusion of specific recommendations or views in this research. The analyst(s) principally responsible for the preparation of this research report and has taken reasonable care to achieve and maintain independence and objectivity in making any recommendations.

**DISCLAIMER**

This report is for the personal information of the authorized recipient and does not construe to be any investment, legal or taxation advice to you. NBSPL is not soliciting any action based upon it. Nothing in this research shall be construed as a solicitation to buy or sell any security or product, or to engage in or refrain from engaging in any such transaction. In preparing this research, we did not take into account the investment objectives, financial situation and particular needs of the reader.

This research has been prepared for the general use of the clients of NBSPL and must not be copied, either in whole or in part, or distributed or redistributed to any other person in any form. If you are not the intended recipient you must not use or disclose the information in this research in any way. Though disseminated to all the customers simultaneously, not all customers may receive this report at the same time. NBSPL will not treat recipients as customers by virtue of their receiving this report. This report is not directed or intended for distribution to or use by any person or entity resident in a state, country or any jurisdiction, where such distribution, publication, availability or use would be contrary to law, regulation or which would subject NBSPL & its group companies to registration or licensing requirements within such jurisdictions.

The report is based on the information obtained from sources believed to be reliable, but we do not make any representation or warranty that it is accurate, complete or up-to-date and it should not be relied upon as such. We accept no obligation to correct or update the information or opinions in it. NBSPL or any of its affiliates or employees shall not be in any way responsible for any loss or damage that may arise to any person from any inadvertent error in the information contained in this report. NBSPL or any of its affiliates or employees do not provide, at any time, any express or implied warranty of any kind, regarding any matter pertaining to this report, including without limitation the implied warranties of merchantability, fitness for a particular purpose, and non-infringement. The recipients of this report should rely on their own investigations.

This information is subject to change without any prior notice. NBSPL reserves its absolute discretion and right to make or refrain from making modifications and alterations to this statement from time to time. Nevertheless, NBSPL is committed to providing independent and transparent recommendations to its clients, and would be happy to provide information in response to specific client queries.

Before making an investment decision on the basis of this research, the reader needs to consider, with or without the assistance of an adviser, whether the advice is appropriate in light of their particular investment needs, objectives and financial circumstances. There are risks involved in securities trading. The price of securities can and does fluctuate, and an individual security may even become valueless. International investors are reminded of the additional risks inherent in international investments, such as currency fluctuations and international stock market or economic conditions, which may adversely affect the value of the investment. Opinions expressed are subject to change without any notice. Neither the company nor the director or the employees of NBSPL accept any liability whatsoever for any direct, indirect, consequential or other loss arising from any use of this research and/or further communication in relation to this research. Here it may be noted that neither NBSPL, nor its directors, employees, agents or representatives shall be liable for any damages whether direct or indirect, incidental, special or consequential including lost revenue or lost profit that may arise from or in connection with the use of the information contained in this report.

Copyright of this document vests exclusively with NBSPL. Our reports are also available on our website [www.nirmalbang.com](http://www.nirmalbang.com)